

FASTER HEALING BETTER RECOVERY



GAME  READY®

DISCOVER THE GAME READY® DIFFERENCE

THE INTEGRATED ACTIVE COLD AND COMPRESSION SYSTEM WITH THE POWER TO ACCELERATE AND IMPROVE RECOVERY

The revolutionary Game Ready® System combines a powerful, portable control unit and a complete range of ergonomic, dual-action wraps to bring proven active cold and compression therapies together like never before.

For acute musculoskeletal injuries and post-op rehab, Game Ready's patented ACCEL® Technology (Active Compression and Cold Exchange Loop) works unlike anything else to help your patients heal faster and recover better.

Temperature, pressure, and time status indicators provide clear information, making it easier to monitor and manage synergistic compression and cold treatments with simple buttons and dials.

Adjustable set-point temperature control provides consistent temperature across the wrap and throughout treatment, improving patient comfort and safety.

Pre-set programs promote patient compliance and reduce risk of injury by automating alternating treatment and "rest" times.



Low-profile, lightweight, circumferential wraps surround the injury area, cover more surface area, and use pneumatic compression for better contact and deeper-penetrating cryotherapy benefits.

For best fit and function, Game Ready's easy-to-apply wraps are anatomically engineered for all major body parts and available in a variety of sizes.

Patented internal microdot construction facilitates maximum flow and disbursement of ice water for even, efficient cooling – helping to safely reduce pain, muscle spasms, and swelling in a non-narcotic application.

THE GRPRO® CONTROL UNIT

The user-friendly GRPro® control unit gives you and your patients better information and more control over therapeutic treatments. Pressure, temperature, and time are easily monitored and adjusted with the touch of a button or the turn of a dial. Pre-set protocols improve application and enhance convenience – whether in the clinic, training room, or on the go.



- » FEATURE-RICH
- » MICROPROCESSOR-ENABLED
- » TEMPERATURE
- » PNEUMATIC PRESSURE
- » TREATMENT TIME
- » PRE-SET PROGRAMS

**“AT LEAST A 20%
FASTER RECOVERY.”**

Peter Millett, MD, MSc
The Steadman Clinic

ATX® DUAL-ACTION WRAPS

Game Ready ATX® wraps (Active Temperature Exchange) feature two internal chambers – one for air, one for ice water. The patented construction enables the integrated, no-mess delivery of adjustable compression and cold therapies. Unlike one-design-fits-all products, the wraps in Game Ready's comprehensive line are ergonomically designed for specific body parts, assuring optimal comfort and therapeutic benefit.



- » SPACE SUIT TECHNOLOGY
- » TWO-CHAMBER DESIGN
- » CIRCUMFERENTIAL COVERAGE
- » INCREASED SURFACE CONTACT
- » ERGONOMIC FIT
- » GREATER COMFORT



Cryo Cap



C-T Spine Wrap



Shoulder Wrap



Flexed Elbow Wrap



Elbow Wrap



Hand/Wrist Wrap



Back Wrap



Hip/Groin Wrap



Articulated Knee Wrap



Knee Wrap



Half Leg Boot Wrap



Ankle Wrap

GAME READY® SETS THE PERFORMANCE STANDARD

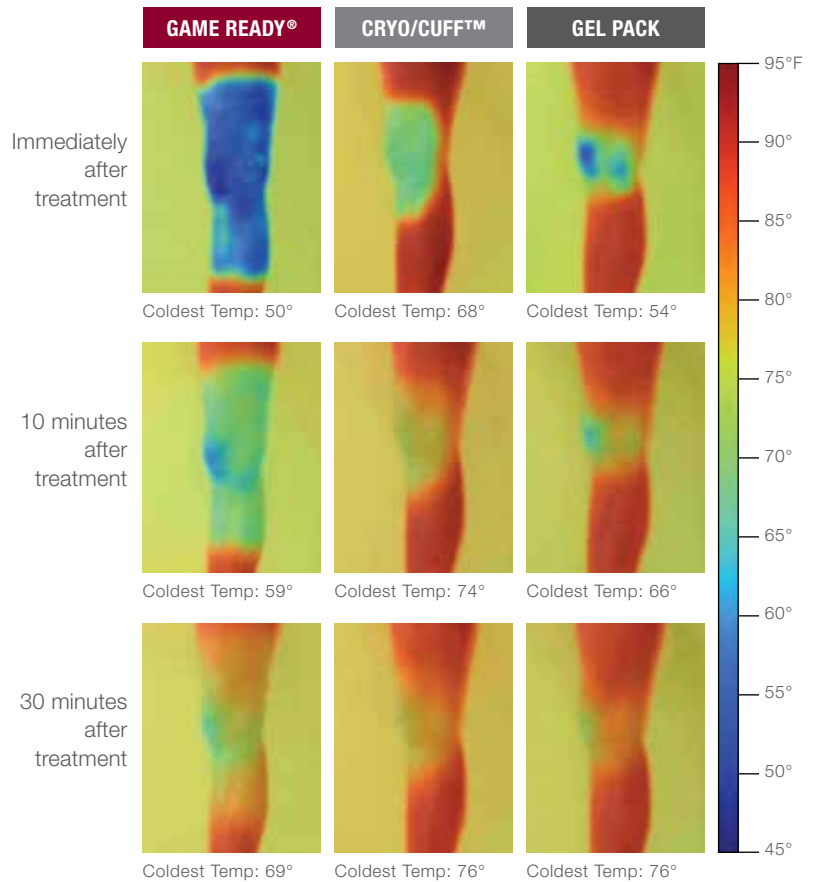
HELP PATIENTS REDUCE PAIN, REDUCE SWELLING, REDUCE NARCOTICS, OPTIMIZE PT, AND HEAL FASTER

Compared to traditional RICE applications (Rest–Ice–Compression–Elevation), Game Ready delivers greater therapeutic benefits. With Game Ready, you have the proactive power to relieve pain, reduce swelling, reduce narcotic medicine consumption, stimulate natural tissue healing, and measurably improve PT milestones.

GAME READY COLD WORKS FASTER, PENETRATES DEEPER, AND LASTS LONGER

Game Ready's active compression squeezes greater benefits out of cold therapy alone. Using patented spacesuit technology, Game Ready's circumferential wraps envelope the injury or surgery site. Pneumatic compression works to conform the wrap to the contours of the body, assuring better surface contact and thus more effective cooling. Head to head infrared thermal imagery shows that Game Ready provides faster, deeper, and longer-lasting cold than other cryotherapy products.^{5,6}

Side view shown. First skin temperature measurement immediately after 30 minutes of treatment, subsequent images at 10 and 30 minutes post-treatment. All devices applied per manufacturer's instructions and all measurements taken from uniform distance. All devices applied on different days allowing full recovery for test subject.



PROVEN THERAPEUTIC BENEFITS GO BEYOND TREATING SYMPTOMS TO ENHANCE RECOVERY

Whether your patients have suffered acute musculoskeletal injury or are rehabbing from orthopedic surgery, you want to do more than merely manage their symptoms. You want to deliver them a speedier return to normal activity and a better recovery experience. For recovery care, Game Ready® sets a new standard in clinically proven performance and positive patient outcomes.

IN ONGOING SURVEYS,
>9700 PATIENTS REPORT
THAT GAME READY*:

>96%

PROVIDED A BETTER POST-OP RECOVERY THAN A PREVIOUS SURGERY USING A DIFFERENT COLD THERAPY

>87%

HELPED REDUCE THE AMOUNT OF PAIN MEDICATION THEY TOOK OR ENABLED THEM TO STOP TAKING MEDS SOONER

98%

GLAD THEIR PHYSICIAN OR MEDICAL PROVIDER OFFERED GAME READY AS AN OPTION FOR RECOVERY

*Percentage of survey respondents as of June 2015.



GAME READY MODALITIES & BENEFITS

Game Ready's Active Compression with Active Cold Therapy

Reduces patient narcotic consumption and allows earlier discontinuation of narcotic pain medications.^{1,2,3,4}

Improves post-operative range of motion and key, measurable physical therapy milestones.^{1,4}

Increases patient satisfaction with recovery process.^{1,5}

Reduces likelihood for blood transfusion.⁵

Shortens patient hospital admission time.⁵

Provides less wound discharge.⁵

Reduces risk of infection.⁵

Improves surface contact for faster, deeper, longer-lasting cooling.^{6,7}

Decreases pain, muscle spasms, edema, and swelling.^{2,3,5,8,9}

Cold (General)

Reduces metabolic activity and cellular demand for oxygen, reducing secondary tissue damage.^{8,10,11}

Compression (General)

Aids the prevention of edema formation and removal of swelling.^{8,9,10}

Active Cold

Draws heat away from the injury site for more efficient temperature reduction.⁸

Active Compression

Mimics natural muscle contractions, "pumping" edema out of the injured area.^{8,9}

Optimizes lymphatic drainage.^{12,13}

Increases blood flow and oxygen delivery.^{10,14}

Stimulates tissue repair, encouraging acceleration of the healing process.^{8,9,10,14}

PRESCRIBED AND USED BY THOUSANDS OF CLINICIANS, APPRECIATED BY THOUSANDS OF SATISFIED PATIENTS

Game Ready is so effective, it can be found in the most prestigious orthopedic centers, physical therapy clinics, and athletic training facilities. In fact, the treatment system is relied on by Olympic athletes, special military forces, and countless teams from virtually every professional sport around the world. Better still, people who have used Game Ready overwhelmingly say that it helped speed and improve their recovery.

FOR CASE STUDIES AND CLINICAL ABSTRACTS, OR TO VISIT THE PROVIDER LOCATOR, PLEASE GO TO WWW.GAMEREADY.COM

BREAKTHROUGH ACCEL® TECHNOLOGY TAKES INJURY RECOVERY TO AN ALL-NEW LEVEL



Game Ready's innovative ACCEL® Technology (Active Compression and Cold Exchange Loop) sets a new standard in recovery, synergistically combining active compression and cold therapies in a treatment system that gives you the proven power to help heal.

Immediately following a musculoskeletal injury, the body initiates a cascading series of physiological responses as it works to prevent damage to surrounding tissue, dispose of dead tissue, and promote the renewal of normal tissue.


Inflammation is the first mechanism in the body's repair process. While a fundamental part of natural healing, the inflammatory response causes local tissue temperature increases, edema formation, vasodilation, and cellular oxygen deprivation – all of which can cause pain, impair function, and actually hinder recovery.

That's where Game Ready comes in. A giant leap beyond static cold and compression applications that passively control pain and swelling, ACCEL Technology gives you the therapeutic power to enhance lymphatic function, remove edema from the injury site, encourage oxygenated blood flow to the injury, and stimulate tissue healing.

In short, Game Ready gives you the power to help optimize and accelerate the body's natural repair mechanisms – for faster healing and better recovery.

**“REINFORCES COMPLIANCE,
REDUCES NARCOTICS.”**

Laura Schwartz, RN, MSN, APRN, FNP, COHNS



Faster, deeper, longer-lasting intramuscular cooling slows cellular metabolism, helping the body to minimize secondary tissue damage – and less damage means faster recovery.

Air pressure conforms wrap to the body for better surface contact, allowing the system to pull heat away from the injury site more efficiently and enhancing the effects of cold therapy.


Active pneumatic compression mimics natural “squeeze and release” muscle contractions, helping the body pump away edema while stimulating blood flow and cellular oxygen supply needed for tissue repair.

Rapidly circulating ice water actively removes heat and cools the tissue to reduce edema, muscle spasms, and pain.

**TO LEARN MORE ABOUT GAME READY OR TO FIND A DEALER NEAR YOU,
PLEASE VISIT WWW.GAMEREADY.COM**

PERFORMANCE HEALTH®

Formerly
Patterson Medical

 1300 473 422

 sales@performhealth.com.au

 www.performhealth.com.au



CoolSystems, Inc. (Makers of Game Ready®)
1800 Sutter Street, Suite 500, Concord, CA 94520
Made in USA.

References:

1. Su EP, Perna M, Boettner F, Mayman DJ, Gerlinger T, Barsoum W, Randolph J, Lee G. A prospective, multi-center randomized trial to evaluate the efficacy of a cryopneumatic device on total knee arthroplasty recovery. *J Bone & Joint Surg.* November 2012. 94-B;SuppA:153-6. **2.** Waterman W, Walker JJ, Swains C, Shortt M, Todd MD, Machen SM, Owens BD. (2012). The efficacy of combined cryotherapy and compression compared with cryotherapy alone following anterior cruciate ligament reconstruction. *J Knee Surg.* 2012;25(02): 155-160. **3.** Hochberg J. A randomized prospective study to assess the efficacy of two cold-therapy treatments following carpal tunnel release. *J Hand Surg.* 2001;July-Sept:208-215. **4.** Murgier J, Cassard X. Cryotherapy with dynamic intermittent compression for analgesia after anterior cruciate ligament reconstruction. Preliminary study. *Orthop Traumatol Surg Res.* 2014;100(3):309-312. **5.** Leegwater NC, Jore HW, Brohet R, Nolte P. Cryocompression therapy after elective arthroplasty of the hip. *Hip Int.* 2012;22(05):527-533. **6.** Womochel KS, Trowbridge CA, Keller D. The effects of continuous cooling and cyclical compression on intramuscular temperatures and cardiovascular strain. *Journal of Athletic Training.* 2009;44(3):s87. **7.** Trowbridge CA, Womochel KS, and Davis DR. The effects of continuous cooling and cyclical compression on intramuscular and surface temperatures of the distal quadriceps. *Journal of Athletic Training.* 2008;43(3):S58. **8.** Knight KL. Cryotherapy in sport injury management. 1995. *Human Kinetics, Champaign, IL.* **9.** Sabiston KB et al. The effects of intermittent compression and cold on reducing edema in postacute ankle sprains. *Journal of Athletic Training.* 1992;27(2):140. **10.** Capps/Mayberry. Cryotherapy and intermittent pneumatic compression for soft tissue trauma. January 2009. **11.** Schaser K-D, Stover JF, Melcher I et al. Local cooling restores microcirculatory hemodynamics after closed soft-tissue trauma in rats. *J Trauma.* 2006;61(3):642-649. **12.** McGeown JG, McHale NG, Thornbury KD. Effects of varying patterns of external compression on lymph flow in the hindlimb of the anesthetized sheep. *J Physiol.* 1988;397:449-457. **13.** McGeown JG, McHale NG, Thornbury KD. The role of external compression and movement in lymph propulsion in the sheep hind limb. *J Physiol.* 1987;387:83-93. **14.** Dahl J, Li J, Bring DK-I, Renström P, Ackerman PW. Intermittent pneumatic compression enhances neurovascular ingrowth and tissue proliferation during connective tissue healing. A study in the rat. *J Orthop Res.* 2007;25:1185-1192.

